



WEEK
ONE
APRIL 2021

SMALL GROUP

2 YEAR
-OLDS

PRELUDE

SOCIAL

WORSHIP

STORY

GROUPS

HOME

PROVIDING TIME FOR FUN INTERACTION
15 MINUTES

MADE TO MOVE

an activity that uses a preschooler's natural desire to move to help them learn



1. ONE, TWO, THREE

WHAT YOU NEED: No supplies needed.

WHAT YOU DO:

BEFORE THE ACTIVITY: Have children stand in front of you in the activity area.

DURING THE ACTIVITY: Invite the children to count to three then do a movement. For example, "One, two, three," jump!

Movements: jump, twist, clap hands, stomp, run in place, and jazz hands (*Hold hands palms out in front of you with fingers wide and wave.*)

WHAT YOU SAY:

BEFORE THE ACTIVITY: "Let's get moving!"

DURING THE ACTIVITY: "Let's count to three then do a fun movement. Let's try one together. First, we will jump. Here we go! One, two, three, JUMP! (*Do activity.*) Great job! Let's do another one! (*Continue and finish activity.*)"

AFTER THE ACTIVITY: "Great job! Today, we'll count to three in our Bible story. I can't wait to find out what happens!"

TRANSITION: Move to Worship and Story by counting to three as you walk to the story area.

BIBLE STORY

Jesus is alive!

EASTER

**MATTHEW 26:20-30;
27:45-50; 28:1-7**

MEMORY VERSE

"How wide and long and high and deep is the love of Christ."

EPHESIANS 3:18, NIV

KEY QUESTION

Who wants to be your friend forever?

BOTTOM LINE

Jesus wants to be my friend forever.

BASIC TRUTH

Jesus wants to be my friend forever.



WEEK
ONE
APRIL 2021

SMALL GROUP

2 YEAR
-OLDS

PRELUDE

SOCIAL

WORSHIP

STORY

GROUPS

HOME

PROVIDING TIME FOR FUN INTERACTION
15 MINUTES

MADE TO PLAY

an activity that encourages preschoolers to follow guidelines while having fun and learning new concepts



2. WHAT'S UNDER THE KITE?

WHAT YOU NEED: "Hidden Objects" and "Kite Flap" Activity Pages; white and various colors of cardstock; poster board; scissors; glue sticks; and tape

WHAT YOU DO:

BEFORE THE ACTIVITY: Copy "Hidden Objects" on white cardstock—one set per small group. Glue the objects to the poster board. Copy "Kite Flap" on various colors of cardstock, six per small group. Tape one kite over each picture glued to the poster board.

DURING THE ACTIVITY: Encourage children to lift the flap to find Jesus. Talk about what they find.

AFTER THE ACTIVITY: Introduce Jesus in the tomb.

WHAT YOU SAY:

BEFORE THE ACTIVITY: "Hello, hello friends! It's a wonderful day today, and I'm so happy to see each and every one of you!"

DURING THE ACTIVITY: "There are a lot of different colored kites on the page. Underneath each kite is a picture. We need to take turns lifting the kites to find someone special. Let's get started! What's under the [color] kite? (Pause.) It's [object's name]. Let's keep looking to see what's under each of these kites. (Continue even if you find Jesus under the first kite. Repeat as long as desired.) We found a lot of different things under these kites, but the most special thing we found was Jesus!"

AFTER THE ACTIVITY: "Today is a very special day. It's Easter! We'll hear a Bible story that tells us why Easter is so important."

TRANSITION: Move to Worship and Story by asking the children to name what was hidden under each color of kite. When children get it correct, they move on. If this proves to be difficult, ask the children what they found.

BIBLE STORY

Jesus is alive!

EASTER

MATTHEW 26:20-30;
27:45-50; 28:1-7

MEMORY VERSE

"How wide and long and high and deep is the love of Christ."

EPHESIANS 3:18, NIV

KEY QUESTION

Who wants to be your friend forever?

BOTTOM LINE

Jesus wants to be my friend forever.

BASIC TRUTH

Jesus wants to be my friend forever.



WEEK
ONE
APRIL 2021

SMALL GROUP

2 YEAR
-OLDS

PRELUDE

SOCIAL

WORSHIP

STORY

GROUPS

HOME

PROVIDING TIME FOR FUN INTERACTION
15 MINUTES

MADE TO EXPLORE

an activity that channels a preschooler's innate curiosity into a discussion of the week's crucial concepts



3. STONES

****Be sure to list the items you will be using today on the "Allergy Alert Poster" and post it at the door to your room.**

WHAT YOU NEED: "Allergy Alert Poster," cardstock, and Play-Doh®

WHAT YOU DO:

BEFORE THE ACTIVITY: Copy "Allergy Alert Poster" on cardstock and hang on the door. Give each child some Play-Doh.

DURING THE ACTIVITY: Encourage the children to roll the dough into small, ball-like shapes. These are the stones. Continue the activity until all of the dough has been made into stones.

AFTER THE ACTIVITY: Consider sending the dough home with the children or discard after use to prevent the spread of germs.

WHAT YOU SAY:

BEFORE THE ACTIVITY: "Today, we'll hear a Bible story about a stone that was rolled away!"

DURING THE ACTIVITY: "Let's make stones with the Play-Doh! (*Point.*) Let's see how many stones we can all make!" (*Do activity.*)

AFTER THE ACTIVITY: "We will hear a Bible story about how a stone rolled away and something AMAZING happened! I am so excited!"

TRANSITION: Move to Worship and Story by pretending to roll a large stone as you walk to the story area.

BIBLE STORY

Jesus is alive!

EASTER

**MATTHEW 26:20-30;
27:45-50; 28:1-7**

MEMORY VERSE

"How wide and long and high and deep is the love of Christ."

EPHESIANS 3:18, NIV

KEY QUESTION

Who wants to be your friend forever?

BOTTOM LINE

Jesus wants to be my friend forever.

BASIC TRUTH

Jesus wants to be my friend forever.



WEEK
ONE
APRIL 2021

SMALL GROUP

2 YEAR
-OLDS

PRELUDE

SOCIAL

WORSHIP

STORY

GROUPS

HOME

CREATING A SAFE PLACE TO CONNECT
25 MINUTES

MADE TO MOVE

an activity that uses a preschooler's
natural desire to move
to help them learn



1. MEMORY VERSE WITH MOTIONS

[HEAR FROM GOD | MEMORY VERSE REVIEW]

WHAT YOU NEED: No supplies needed.

WHAT YOU DO:

BEFORE THE ACTIVITY: Say the memory verse and do the following motions in front of the children.

BIBLE STORY

Jesus is alive!

EASTER

**MATTHEW 26:20-30;
27:45-50; 28:1-7**

"How wide (*hold arms out wide*) and long (*raise one hand high and hold one hand low*) and high (*jump*) and deep (*crouch*) is the love (*hug yourself*) of Christ," (*point up*) Ephesians 3:18. (*Open hands like a book.*)

DURING THE ACTIVITY: Say the verse again with the motions and invite the children to do it with you. Repeat several times.

WHAT YOU SAY:

BEFORE THE ACTIVITY: "I'm going to say our new memory verse. Everyone, watch me!

MEMORY VERSE

"How wide and long and high and deep is the love of Christ."

"How wide (*hold arms out wide*) and long (*raise one hand high and hold one hand low*) and high (*jump*) and deep (*crouch*) is the love (*hug yourself*) of Christ," (*point up*) Ephesians 3:18." (*Open hands like a book.*)

EPHESIANS 3:18, NIV

DURING THE ACTIVITY: "Now, let's do it together! Are you ready?"

KEY QUESTION

Who wants to be
your friend forever?

"How wide (*hold arms out wide*) and long (*raise one hand high and hold one hand low*) and high (*jump*) and deep (*crouch*) is the love (*hug yourself*) of Christ," (*point up*) Ephesians 3:18." (*Open hands like a book.*)

AFTER THE ACTIVITY: "Our memory verse tells us that Jesus loves us high, wide, long, and deep! He loves us so much and wants to be our friend forever!

Who wants to be your friend forever? Jesus wants to be my friend forever!"

BOTTOM LINE

Jesus wants to be
my friend forever.

BASIC TRUTH

Jesus wants to be
my friend forever.



WEEK
ONE
APRIL 2021

SMALL GROUP

2 YEAR
-OLDS

PRELUDE

SOCIAL

WORSHIP

STORY

GROUPS

HOME

CREATING A SAFE PLACE TO CONNECT
25 MINUTES

MADE TO MOVE

an activity that uses a preschooler's
natural desire to move
to help them learn



2. JESUS IS ALIVE!

[TALK ABOUT GOD | BIBLE STORY REVIEW]

WHAT YOU NEED: Craft pom poms

WHAT YOU DO:

DURING THE ACTIVITY: Give each child some pom poms to hold. The leader will have several pom poms in their hands as well. The leader will review the story and say,

"One, two, three," then everyone will toss their pom poms in the air as they say, "Jesus is alive!" The leader and children will pick up the pom poms and do it again. Repeat as long as time and interest allow.

AFTER THE ACTIVITY: Talk about how Jesus is alive and He wants to be our friend forever.

WHAT YOU SAY:

BEFORE THE ACTIVITY: "I'm so happy to see you today! Come stand with me."

DURING THE ACTIVITY: "I have some pom poms I want you to hold. (Give each child pom poms.) Now hold your pom poms and listen. When I count to three, we will throw our pom poms in the air and say, 'Jesus is alive!'"

"Jesus told His friends He had to go away, but He would come back. Some angry people took Jesus away and hurt Him so bad that He died. Jesus' friends buried Him. They were so sad that their good friend Jesus was gone. But then, on the third day, Jesus came back! Here we go! One, two, three! (Throw pom poms in the air.) Jesus is alive! Yay! Jesus is alive! Let's pick up the pom poms and do that again." (Repeat.)

AFTER THE ACTIVITY: "Jesus is alive because He wants to be your friend forever. So, when I ask you, '**Who wants to be your friend forever?**', you say '**Jesus wants to be my friend forever.**' Ready? **Who wants to be your friend forever? Jesus wants to be my friend forever.** Yay! Jesus is alive! **Jesus wants to be my friend forever!**"

BIBLE STORY

Jesus is alive!

EASTER

**MATTHEW 26:20-30;
27:45-50; 28:1-7**

MEMORY VERSE

"How wide and long and high
and deep is the love of Christ."

EPHESIANS 3:18, NIV

KEY QUESTION

Who wants to be
your friend forever?

BOTTOM LINE

Jesus wants to be
my friend forever.

BASIC TRUTH

Jesus wants to be
my friend forever.



WEEK
ONE
APRIL 2021

SMALL GROUP

2 YEAR
-OLDS

PRELUDE

SOCIAL

WORSHIP

STORY

GROUPS

HOME

CREATING A SAFE PLACE TO CONNECT
25 MINUTES

MADE TO MOVE

an activity that uses a preschooler's
natural desire to move
to help them learn



3. ROLLING STONE

[LIVE FOR GOD | APPLICATION ACTIVITY]

WHAT YOU NEED: Inflatable ball

WHAT YOU DO:

BEFORE THE ACTIVITY: Have the children sit in a circle with their feet outstretched and wide so that they touch the feet next to them. This will close the circle.

DURING THE ACTIVITY: Roll the ball to a child in the circle then have them roll it to another child. Continue the activity until all of the children have had a turn to roll the ball. The children's legs will keep the ball inside the circle.

WHAT YOU SAY:

BEFORE THE ACTIVITY: "Today in our Bible story, the stone rolled away and Jesus came back!"

DURING THE ACTIVITY: "Let's pretend that this ball (*hold up*) is a stone, and let's roll it away then roll it back to a friend! (*Do activity.*) Great job! It is like Jesus in our story today! It came back!"

AFTER THE ACTIVITY: "Jesus went away then the stone rolled away and Jesus came back! **Jesus wants to be my friend forever. Who wants to be your friend forever? Jesus wants to be my friend forever!**"

BIBLE STORY

Jesus is alive!

EASTER

**MATTHEW 26:20-30;
27:45-50; 28:1-7**

MEMORY VERSE

"How wide and long and high
and deep is the love of Christ."

EPHESIANS 3:18, NIV

KEY QUESTION

Who wants to be
your friend forever?

BOTTOM LINE

Jesus wants to be
my friend forever.

BASIC TRUTH

Jesus wants to be
my friend forever.



WEEK
ONE
APRIL 2021

SMALL GROUP

2 YEAR
-OLDS

PRELUDE

SOCIAL

WORSHIP

STORY

GROUPS

HOME

CREATING A SAFE PLACE TO CONNECT
25 MINUTES

MADE TO CREATE

an activity that allows preschoolers to review the Bible story, bottom line, or memory verse by creating a craft to take home



4. JESUS IS ALIVE KITE

[LIVE FOR GOD | APPLICATION ACTIVITY]

WHAT YOU NEED: "Jesus Is Alive Kite" and "Jesus Kite Round Sticker" Activity Pages; cardstock; Avery® #5294 labels or equivalent; crayons; stickers; crepe paper streamers; scissors; glue sticks; and permanent marker

WHAT YOU DO:

BEFORE THE ACTIVITY: Copy "Jesus Is Alive Kite" onto cardstock and cut out, one per child. Copy "Jesus Kite Label" on label paper, one per child. Cut streamers into 12-inch lengths, two or three per child. Write child's name on their kite.

DURING THE ACTIVITY: Encourage children to decorate their kites with crayons and stickers. Add the Jesus sticker to the kite then have children glue the streamers to the tail of their kite.

AFTER THE ACTIVITY: Review the Bible story.

WHAT YOU SAY:

BEFORE THE ACTIVITY: "Hello, friends! Today is Easter! It's a very special day! Our Bible story tells about God's love for us. God's love for us is higher than the highest mountain—higher than a kite can fly. God's love is bigger and wider than we can even hold. God's love goes deeper than the deepest ocean."

DURING THE ACTIVITY: "Let's make a kite! Use the crayons and stickers to decorate your kite any way you want. (Pause.) Super-duper! Now add the sticker of Jesus to your kite. (Pause.) Great! Now all we need to do is add the tails to the kite. Glue the streamers to the bottom point of the kite. (Pause.) Now you have a super special kite."

AFTER THE ACTIVITY: "One night, Jesus was having dinner with his very best friends. He told them He had to go away but that He would come back. After dinner, Jesus went to the garden to pray, and some angry people came and took Him away. They hurt Jesus, and He died. Jesus' friends were so sad. They put Jesus' body in a tomb with a big stone in front of it.

"Three sad days went by. On the third day, when some of Jesus' friends went to the tomb, they saw that the big stone had been rolled away. Jesus was not there. Jesus had come back, just like He said He would. Jesus is alive! Be happy today because it's Easter and Jesus is alive, and He wants to be our friend forever! **Who wants to be your friend forever? Jesus wants to be my friend forever.**"

BIBLE STORY

Jesus is alive!

EASTER

**MATTHEW 26:20-30;
27:45-50; 28:1-7**

MEMORY VERSE

"How wide and long and high and deep is the love of Christ."

EPHESIANS 3:18, NIV

KEY QUESTION

Who wants to be your friend forever?


BOTTOM LINE

Jesus wants to be my friend forever.

BASIC TRUTH

Jesus wants to be my friend forever.




















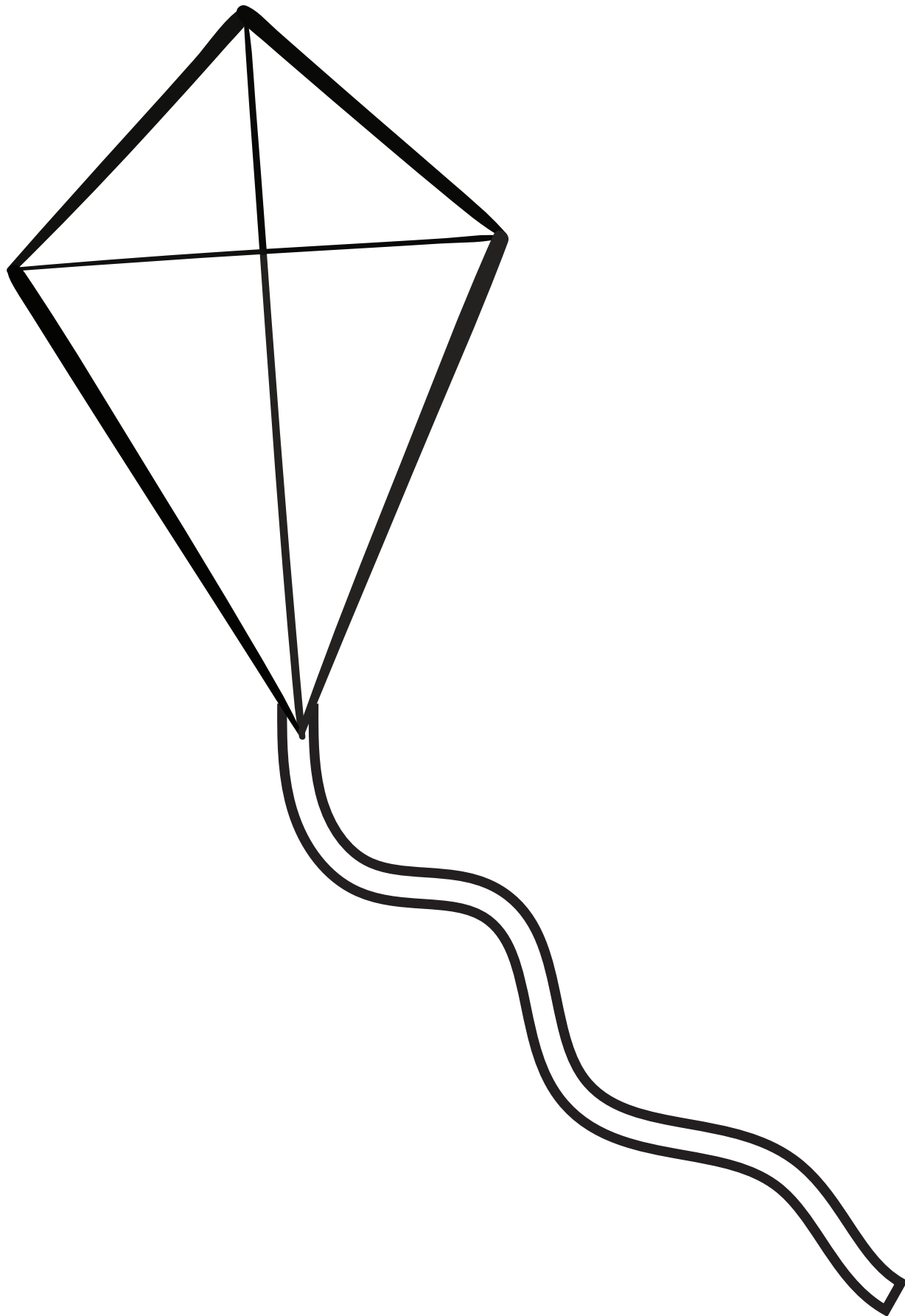












Kite Flap • *What's Under the Kite?* • April Week 1

Copy on various colors of cardstock and cut on dotted line. Six per activity.

CURRICULUM FOR 2-YEAR-OLDS • ©2021 The reThink Group. All rights reserved. • www.ThinkOrange.com

