



WEEK
ONE
SEPTEMBER 2020

SMALL GROUP
PRETEEN

PRELUDE

SOCIAL

STORY

WORSHIP

GROUPS

HOME

PROVIDING TIME FOR FUN INTERACTION
15 MINUTES

MADE TO CREATE

an activity that explores ideas through the process of drawing, building, designing, and problem-solving



Before kids arrive, pray that God will give you what you need this month to help your kids understand their need for others, especially friendships with others who love God, too. Pray that they would be able to identify others in their lives who will encourage them in their walks with God.

TODAY'S BIBLE STORY

Better Together

Two people are better than one
Ecclesiastes 4:9-12

TODAY'S KEY QUESTION

What makes someone a good friend?

TODAY'S BOTTOM LINE

Choose your friends carefully.

MONTHLY MEMORY VERSE

A friend loves at all times, a brother is born for adversity.
Proverbs 17:17, NIV

MONTHLY LIFE APP

Friendship—Using your words and actions to show others you care

BASIC TRUTH

I need to make the wise choice.

1. JUST FOR FUN

WHAT YOU NEED: paper, scissors, markers, balloons, yarn, string or twine, other decorations

WHAT YOU DO:

- Tell your group that they get to help decorate for this month's theme: Block Party and everyone's invited!
- Each environment will look different based on the decorations and supplies you have, but:
 - Make sure everyone has a job.
 - Hang decorations around your entire small group space.
 - Leave them up for the month if your environment allows it or create something that can fold up neatly at the end of small group and be re-hung each week.



WEEK
ONE
SEPTEMBER 2020

SMALL GROUP
PRETEEN

PRELUDE

SOCIAL

STORY

WORSHIP

GROUPS

HOME

PROVIDING TIME FOR FUN INTERACTION
15 MINUTES

MADE TO MOVE

an activity that increases the oxygen
in the brain and taps into the energy
in the body



2. OPENING ACTIVITY

WHAT YOU NEED: Music and a "hot potato" item

WHAT YOU DO:

- **Instruct** everyone to get in a circle
- **Start** the music as kids pass the "hot potato" to each other.
- **Stop** the music after 15-25 seconds.
 - The kid who is holding the "hot potato" when the music stops has to introduce themselves to the group, telling everyone one thing about themselves that the group didn't already know.

WHAT YOU SAY:

"I'm really excited about this month—we're going to have a party ALL MONTH LONG, and EVERYONE is invited! **[Transition]** Let's watch our Bible Story and check it out."

TODAY'S BIBLE STORY

Better Together

Two people are better than one
Ecclesiastes 4:9-12

TODAY'S KEY QUESTION

What makes someone a
good friend?

TODAY'S BOTTOM LINE

Choose your friends carefully.

MONTHLY MEMORY VERSE

A friend loves at all times, a
brother is born for adversity.
Proverbs 17:17, NIV

MONTHLY LIFE APP

Friendship—Using your words and
actions to show others you care

BASIC TRUTH

I need to make the wise choice.



WEEK
ONE
SEPTEMBER 2020

SMALL GROUP
PRETEEN

PRELUDE

SOCIAL

STORY

WORSHIP

GROUPS

HOME

CREATING A SAFE PLACE TO CONNECT
25 MINUTES

MADE TO CONNECT

an activity that invites kids to share and collaborate with others while growing their understanding



1. TAKE A SNAPSHOT

[LIVE FOR GOD | APPLICATION ACTIVITY]

WHAT YOU NEED: Butcher paper, pencils or pens, scissors, and sticky notes

WHAT YOU DO:

- **Choose** a kid to lie down on the butcher paper and let them pick a friend to trace them. Then cut it out.
- **Hand** everyone a stack of sticky notes and a pencil.
- **Ask** them to think about what makes a good friend.
- **Instruct** kids to write down one word/quality (on each sticky note) that describes a quality of a good friend.
- **Cut** out the outline as kids are filling up their sticky notes.
- **Let** kids work as a group to cover the entire body outline with the traits of a good friend.
- **Invite** kids to look at the all of the sticky notes and think about a trait that they see in someone else in the group.
- **Let** kids take turns choosing one sticky note and sticking it on the arm of someone who they think exemplifies that trait.
- **Instruct** kids to make sure to choose someone each time who doesn't already have a sticky note on his or her arm.
- **[Make it Personal]** Take the opportunity to tell your few what you see in them. Choose a sticky note to put on kids' arms or add your own thoughts as kids tell their siblings about the qualities of a good friend they see in each other.

TODAY'S BIBLE STORY

Better Together

Two people are better than one
Ecclesiastes 4:9-12

TODAY'S KEY QUESTION

What makes someone a good friend?

TODAY'S BOTTOM LINE

Choose your friends carefully.

MONTHLY MEMORY VERSE

A friend loves at all times, a brother is born for adversity.
Proverbs 17:17, NIV

MONTHLY LIFE APP

Friendship—Using your words and actions to show others you care

BASIC TRUTH

I need to make the wise choice.



WEEK
ONE
SEPTEMBER 2020

SMALL GROUP
PRETEEN

PRELUDE

SOCIAL

STORY

WORSHIP

GROUPS

HOME

CREATING A SAFE PLACE TO CONNECT
25 MINUTES

MADE TO CREATE

an activity that explores ideas through the process of drawing, building, designing, and problem-solving



TODAY'S BIBLE STORY

Better Together

Two people are better than one
Ecclesiastes 4:9-12

TODAY'S KEY QUESTION

What makes someone a
good friend?

TODAY'S BOTTOM LINE

Choose your friends carefully.

MONTHLY MEMORY VERSE

A friend loves at all times, a
brother is born for adversity.
Proverbs 17:17, NIV

MONTHLY LIFE APP

Friendship—Using your words and
actions to show others you care

BASIC TRUTH

I need to make the wise choice.

2. BIBLE STORY EXTENSION

[TALK ABOUT GOD | BIBLE STORY REVIEW]

WHAT YOU NEED: Key chains, string, scissors, "Party Favor Lanyards" Activity Page

WHAT YOU DO:

- **Talk** about the party theme for the month and ask kids if they've ever been to a party that had a party favor. What's the coolest one they ever got?
- **Explain** that they're going to make a party favor today for a friend—a key chain lanyard and they can give it to anyone they'd like!
- **Lay** out the activity page with the patterns, along with the key chains and string.
- **Let** kids choose one pattern they'd like to make.
- **Allow** them a few minutes to make a key chain.
- **Discuss** today's Scripture as they work:
 - Who are you going to give your key chain to and why?
 - In the Scripture from today's, we learned that a "cord," or a braid or twist, can't be easily broken. Why is that? (*Simplest form: fibers that are twisted or braided are stronger than the same bundle of fibers that are straight because the cord has more capacity to stretch.*)
 - What does this have to do with friendship? How do your friendships make you stronger?
 - Why does that make it important to choose your friends carefully?

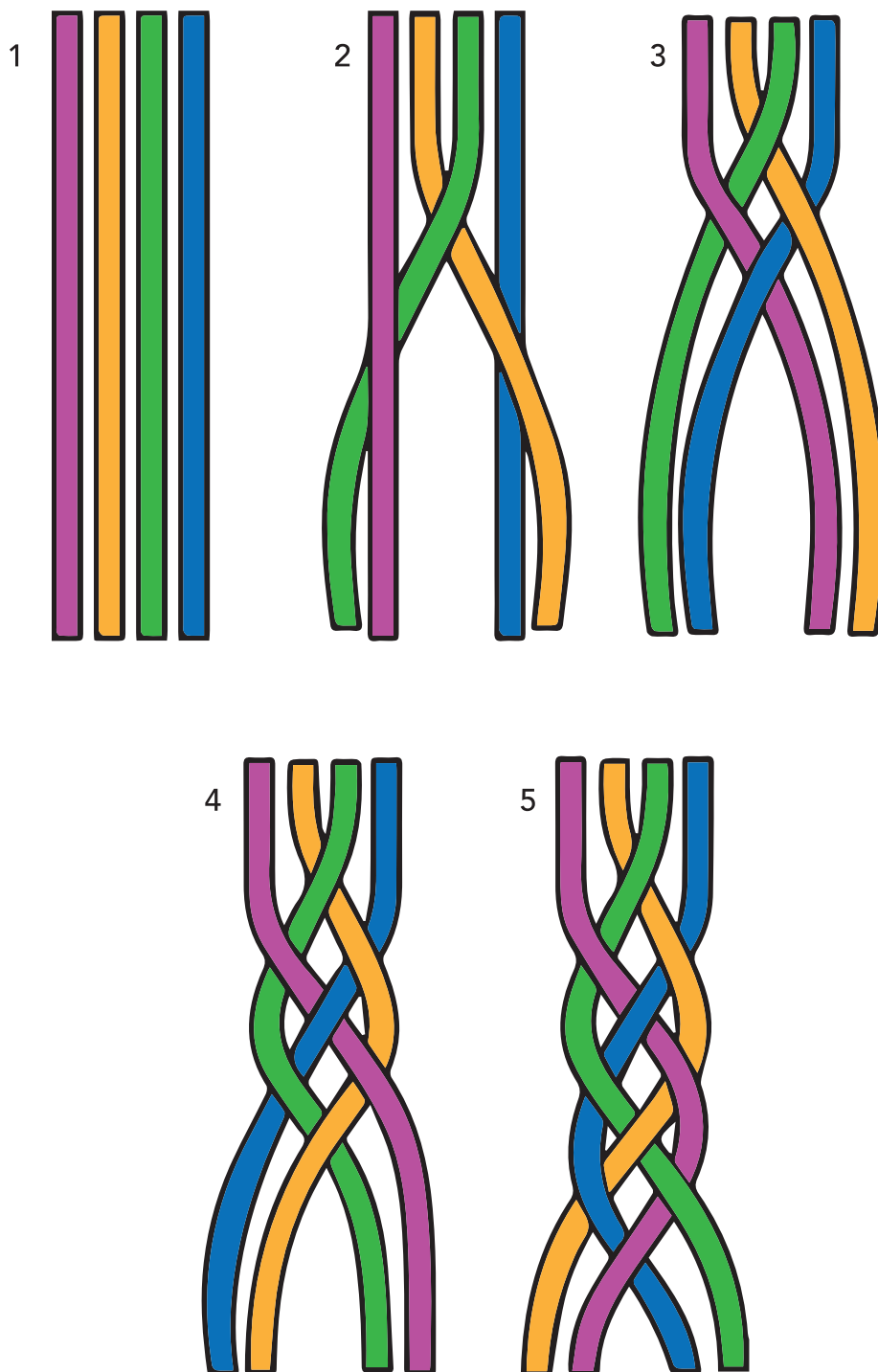
Step 1: Pick four to six pieces of string (depending on which pattern you want to make) and cut them all the same length.

Step 2: Tie your string onto your key ring BEFORE you begin your braid.

Step 3: Follow the pattern illustrations below to make your braid.

Step 4: When the braid is the length you want it to be, tie a knot at the end.

4-Strand Braid



What to Do:

Print one copy for every three kids.

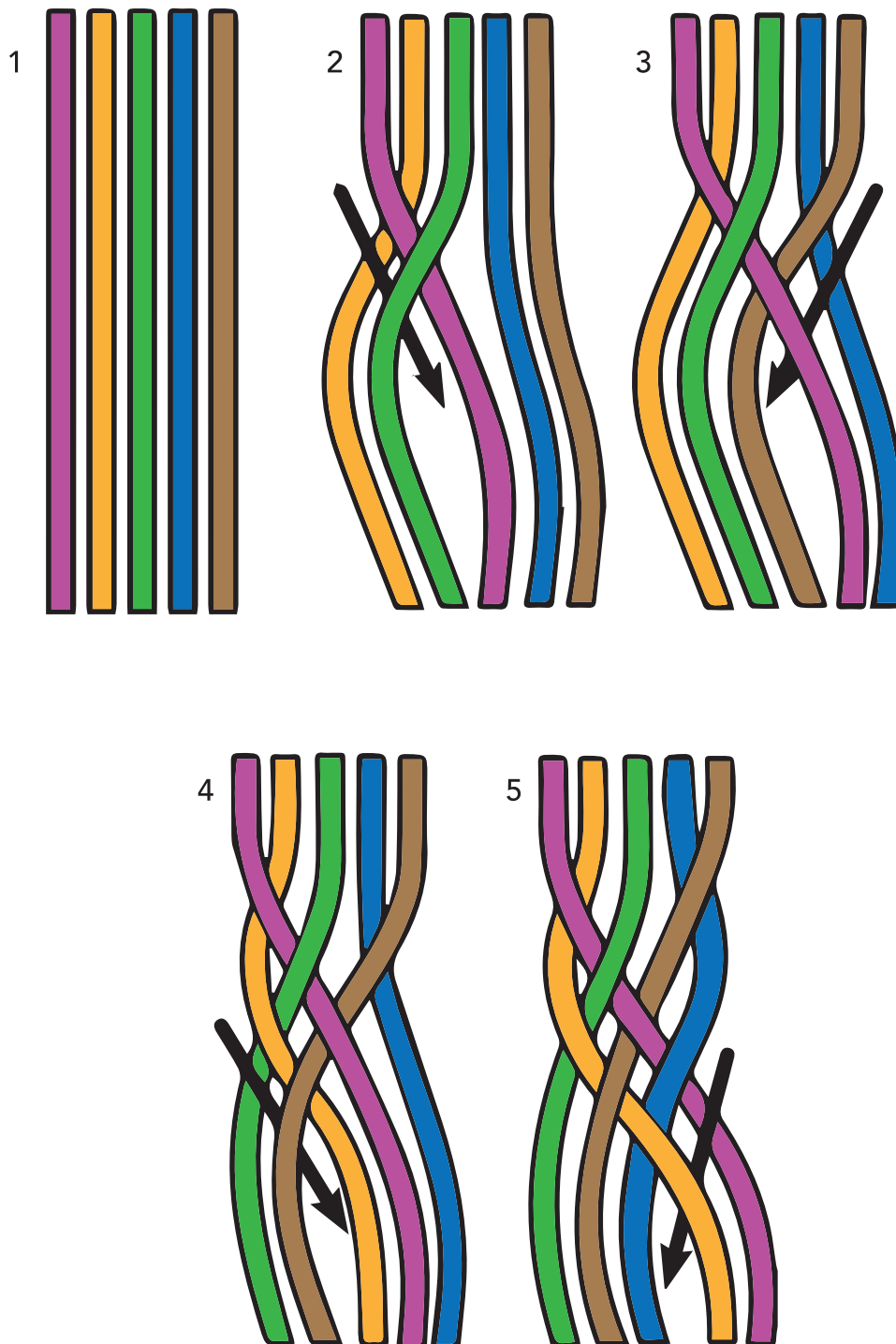
Step 1: Pick four to six pieces of string (depending on which pattern you want to make) and cut them all the same length.

Step 2: Tie your string onto your key ring BEFORE you begin your braid.

Step 3: Follow the pattern illustrations below to make your braid.

Step 4: When the braid is the length you want it to be, tie a knot at the end.

5-Strand Braid



What to Do:

Print one copy for every three kids.

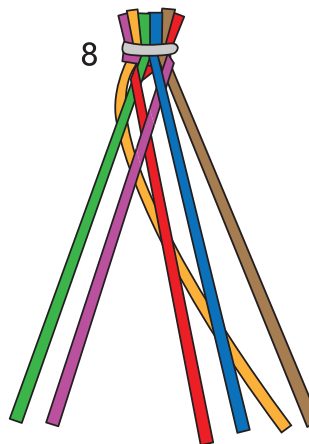
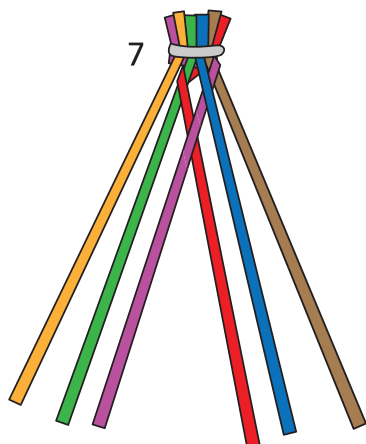
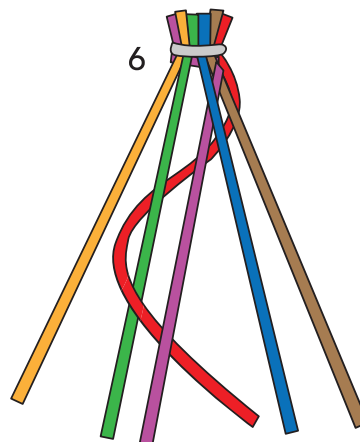
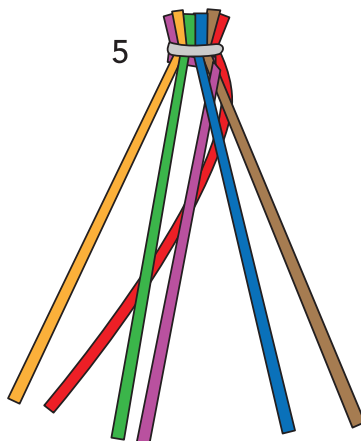
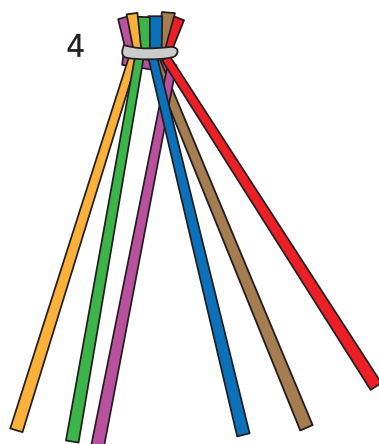
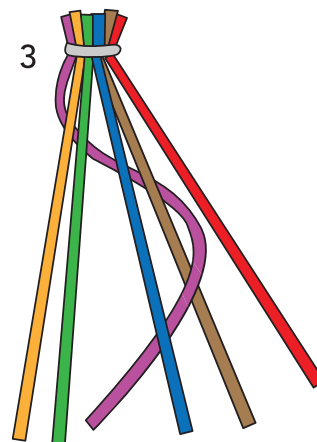
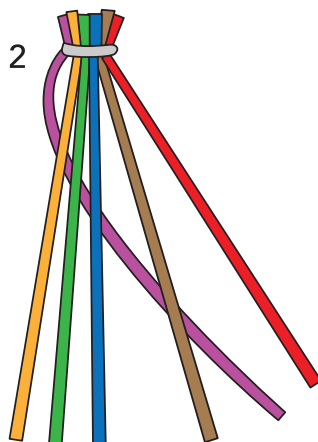
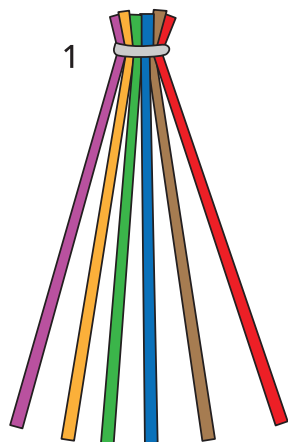
Step 1: Pick four to six pieces of string (depending on which pattern you want to make) and cut them all the same length.

Step 2: Tie your string onto your key ring BEFORE you begin your braid.

Step 3: Follow the pattern illustrations below to make your braid.

Step 4: When the braid is the length you want it to be, tie a knot at the end.

6-Strand Braid



What to Do:

Print one copy for every three kids.



WEEK
ONE
SEPTEMBER 2020

SMALL GROUP
PRETEEN

PRELUDE

SOCIAL

STORY

WORSHIP

GROUPS

HOME

CREATING A SAFE PLACE TO CONNECT
25 MINUTES

MADE TO CONNECT

an activity that invites kids to share
and collaborate with others while
growing their understanding



3. DISCUSSION QUESTIONS

[LIVE FOR GOD | APPLICATION ACTIVITY]

WHAT YOU NEED: No supplies needed

WHAT YOU DO:

Ask:

- What makes someone a good friend?
- Why do we sometimes put up with bad friends or choose to be friends with someone who isn't a good friend back to us?
- What makes choosing friends carefully so difficult?
- What kind of friend are you? What kind of friend do you want to be?

TODAY'S BIBLE STORY

Better Together

Two people are better than one
Ecclesiastes 4:9-12

TODAY'S KEY QUESTION

What makes someone a
good friend?

TODAY'S BOTTOM LINE

Choose your friends carefully.

MONTHLY MEMORY VERSE

A friend loves at all times, a
brother is born for adversity.
Proverbs 17:17, NIV

MONTHLY LIFE APP

Friendship—Using your words and
actions to show others you care

BASIC TRUTH

I need to make the wise choice.



WEEK
ONE
SEPTEMBER 2020

SMALL GROUP
PRETEEN

PRELUDE

SOCIAL

STORY

WORSHIP

GROUPS

HOME

CREATING A SAFE PLACE TO CONNECT
25 MINUTES

MADE TO PLAY

an activity that encourages learning through following guidelines and/or working as a group



4. VERSE TO TAKE WITH YOU

[HEAR FROM GOD | MEMORY VERSE ACTIVITY]

WHAT YOU NEED: Two egg cartons, two prepared sets of plastic eggs (with memory verse already written on them), plastic spoons, Bible

TODAY'S BIBLE STORY

Better Together

Two people are better than one
Ecclesiastes 4:9-12

TODAY'S KEY QUESTION

What makes someone a good friend?

TODAY'S BOTTOM LINE

Choose your friends carefully.

MONTHLY MEMORY VERSE

A friend loves at all times, a brother is born for adversity.
Proverbs 17:17, NIV

MONTHLY LIFE APP

Friendship—Using your words and actions to show others you care

BASIC TRUTH

I need to make the wise choice.

WHAT YOU DO:

- **Ask** someone to read Proverbs 17:17 aloud from the Bible.
- **Encourage** everyone to say the verse together a couple times.
- **Divide** the group into two teams.
- **Place** the egg cartons at the far end of the room.
- **Pass out** a spoon to each kid.
- **Explain** that they're going to have an egg relay—but that they are NOT allowed to touch the eggs with their hands. They must use the spoons only! (Hint: Allow kids to position the egg with an elbow or foot as they scoop it up, so they don't end up just pushing the egg around, trying to get it onto the spoon.)
- **Put** down a set of eggs in front of each team.
 - When you say "go," one kid from each team must race to scoop up an egg, run it down to the carton, and come back to hand the spoon to the next person.
- The first team to have all of the eggs in the carton in the correct order wins!
 - Correct order of the eggs in carton will read, for NIV:
 - (A) (friend) (loves) (at) (all) (times.)
 - (a) (brother) (is) (born) (for) (adversity.)
 - (Proverbs) (17:17)



WEEK
ONE
SEPTEMBER 2020

SMALL GROUP
PRETEEN

PRELUDE

SOCIAL

STORY

WORSHIP

GROUPS

HOME

CREATING A SAFE PLACE TO CONNECT
25 MINUTES

MADE TO REFLECT

an activity that creates space
for personal processing
and application



5. MAKE IT PERSONAL WITH PRAYER [PRAY TO GOD | PRAYER ACTIVITY]

WHAT YOU NEED: Sticky notes from "Take a Snapshot" activity, hole punches, and string

WHAT YOU DO:

- **Ask** everyone to gather some of the sticky notes from "take a snapshot." (They don't have to have the ones they wrote.)
- **Work** together as a group to hole punch the sticky notes and string them together in one long banner.
- **Add** the banner to your group's decorations for the month.
- **Remind** everyone that when it comes to choosing our friends carefully, we have to be good friends to *have* good friends.
- **Ask** everyone to pick a partner to pray with and spend time asking God to help you be the kind of friend on the group banner.
- If there's time, they can also pray for their partner, too.

TODAY'S BIBLE STORY

Better Together

Two people are better than one
Ecclesiastes 4:9-12

TODAY'S KEY QUESTION

What makes someone a
good friend?

TODAY'S BOTTOM LINE

Choose your friends carefully.

MONTHLY MEMORY VERSE

A friend loves at all times, a
brother is born for adversity.
Proverbs 17:17, NIV

MONTHLY LIFE APP

Friendship—Using your words and
actions to show others you care

BASIC TRUTH

I need to make the wise choice.