



WEEK  
**FOUR**  
SEPTEMBER 2020

SMALL GROUP  
**3-5** YEAR  
-OLDS

PRELUDE

SOCIAL

WORSHIP

STORY

GROUPS

HOME

PROVIDING TIME FOR FUN INTERACTION  
15 MINUTES

## MADE TO MOVE

an activity that uses a preschooler's natural desire to move to help them learn



## 1. FOOD GATHERING

**WHAT YOU NEED:** Floor tape, two buckets, and paper in two different colors

**WHAT YOU DO:**

**BEFORE THE ACTIVITY:** Create a "road" on the floor of your activity area with the tape. Crumple up the sheets

of paper and put in one of the buckets. Place the bucket of "food" (*crumpled paper*) at one end of the tape "road" you created. Place the empty bucket at the other end of the tape road.

**DURING THE ACTIVITY:** Gather the children to stand in a line near the empty bucket. One at a time, have each child walk down the road to collect two pieces of food, calling out one of the colors of the paper. The child will bring the food back and put it in the empty bucket. Repeat so that every child has a turn.

**AFTER THE ACTIVITY:** Gather the two buckets and set aside for clean-up.

**WHAT YOU SAY:**

**BEFORE THE ACTIVITY:** "Hey, friends! I'm so glad to see you. Come stand here with me in a line. Do you see this empty bucket? I have a plan to fill it! I want you to take turns and walk down the road to find the food at the end."

**DURING THE ACTIVITY:** (*To the first child*) "Can you go get two pieces of [color] 'food' and bring it back to this bucket? (*Repeat, giving each child a "plan" to collect a certain number of pieces of food in a certain color.*)

**AFTER THE ACTIVITY:** "You followed the plan! Thanks for gathering all this food. In our Bible story today, lots of people have to follow a road to get food because they are hungry. I can't wait for you to find out what happened."

**TRANSITION:** Move to Worship and Story by pretending to travel to find food. Children may act as though they're hungry as they travel.

## TODAY'S BIBLE STORY

God's plan is always best.  
**JOSEPH FORGIVES**  
**GENESIS 42-45**

## MEMORY VERSE

"For I know the plans I have  
for you," says the LORD."  
**JEREMIAH 29:11, NLT**

## KEY QUESTION

Who has a plan for you?

## BOTTOM LINE

God has a plan for me.

## BASIC TRUTH

God loves me.



WEEK  
**FOUR**  
SEPTEMBER 2020

SMALL GROUP  
**3-5** YEAR  
-OLDS

PRELUDE

SOCIAL

WORSHIP

STORY

GROUPS

HOME

PROVIDING TIME FOR FUN INTERACTION  
15 MINUTES

## MADE TO PLAY

an activity that encourages preschoolers to follow guidelines while having fun and learning new concepts



## 2. MEMORY MATCH

**WHAT YOU NEED:** "Memory Match" Activity Page, cardstock, and scissors

**WHAT YOU DO:**

**BEFORE THE ACTIVITY:** Copy "Memory Match" onto cardstock and cut apart, two sets per small group.

### TODAY'S BIBLE STORY

God's plan is always best.  
**JOSEPH FORGIVES**  
**GENESIS 42-45**

**DURING THE ACTIVITY:** Place each card face down on the floor or table. Ask one child to go first by choosing two cards and turning them over. If they match, remove both cards and set them aside. If they don't match, turn both of the cards back over in the same place. In both cases, allow another child to have a turn. Repeat until all of the matches have been made and every child has had a turn.

### MEMORY VERSE

"For I know the plans I have  
for you," says the LORD."  
**JEREMIAH 29:11, NLT**

**WHAT YOU SAY:**

**BEFORE THE ACTIVITY:** "Let's see if we can make matches! (*Point to the cards.*) On the cards, there are pictures of our Bible stories about God's plan for Joseph. There are two of each picture. When it's your turn, you can turn over two cards (*demonstrate*) and see if they're a match! I'm excited to see the pictures of Joseph!"

**DURING THE ACTIVITY:** (*Choose a child to be first.*) "Turn over any two cards you like. (*Please use the following statements when your class makes the corresponding matches.*) Do you see a match? (*Pause.*) Great job! This match is when Joseph went to jail, but he was still a good helper. Let's make another match. (*Pause.*) Awesome! This match is when Joseph got his special coat from his father. Ready to make another match? (*Pause.*) Yay! This match is when Joseph helped the Pharaoh understand his dreams. We have one more match. (*Pause.*) This match is about today's Bible story. I can't wait to hear what God's next plan is for Joseph!"

### KEY QUESTION

Who has a plan for you?

**AFTER THE ACTIVITY:** "God has a plan for all of us. Are you ready to hear the TRUE story from the Bible about God's plan for Joseph?"



### BOTTOM LINE

God has a plan for me.

**TRANSITION:** Move to Worship and Story by chanting this month's Bottom Line as you walk to the story area.

### BASIC TRUTH

God loves me.





WEEK  
**FOUR**  
SEPTEMBER 2020

SMALL GROUP  
**3-5** YEAR  
-OLDS

PRELUDE

SOCIAL

WORSHIP

STORY

GROUPS

HOME

CREATING A SAFE PLACE TO CONNECT  
25 MINUTES

## MADE TO MOVE

an activity that uses a preschooler's  
natural desire to move  
to help them learn



## 1. ICE CREAM SCOOPIN' VERSE

[HEAR FROM GOD | MEMORY VERSE REVIEW]

**WHAT YOU NEED:** Five laundry baskets, four bowls,  
"September Memory Verse Words" Activity Pages,  
cardstock, tape, and items to represent ice cream scoops

### WHAT YOU DO:

**BEFORE THE ACTIVITY:** Copy "September Memory Verse Words" onto cardstock, one set per small group. Tape each memory verse phrase to a basket. Prepare your "ice cream scoops" and place inside the remaining laundry basket. Line the four memory verse baskets in order of the verse in your activity area. Set an empty bowl inside each laundry basket. Place the fifth laundry basket full of "ice cream scoops" a few feet away from the verse baskets.

**DURING THE ACTIVITY:** Instruct each child to grab a handful of "ice cream," walk along the row of laundry baskets, and place it in the bowls as you repeat the verse together. If time allows, dump all of the "ice cream" back into the empty laundry basket and repeat.

**AFTER THE ACTIVITY:** Collect all of the "ice cream," baskets, and bowls and set aside for clean-up.

### WHAT YOU SAY:

**BEFORE THE ACTIVITY:** "Friends, I have some ice cream here for each of you. I see some empty bowls that need ice cream inside these baskets. And look, here are the words of our memory verse. Can you say the verse as you fill the bowls with ice cream? Of course you can!"

**DURING THE ACTIVITY:** "Let's walk along, add the ice cream, and say our verse together. 'For I know the plans I have for you,' says the Lord, Jeremiah 29:11. Great job!"

**AFTER THE ACTIVITY:** "God has a plan for you, and His plan is the best! So tell me, **who has a plan for you? God has a plan for me.**"

## TODAY'S BIBLE STORY

God's plan is always best.  
**JOSEPH FORGIVES**  
**GENESIS 42-45**

## MEMORY VERSE

"For I know the plans I have  
for you," says the LORD."  
**JEREMIAH 29:11, NLT**

## KEY QUESTION

Who has a plan for you?

## BOTTOM LINE

God has a plan for me.

## BASIC TRUTH

God loves me.



# SEPTEMBER 2020

## Memory Verse Motions



"For I know



the plans I have for you



says



the Lord."



Jeremiah 29:11



# Ice Cream Sundae



first look

**“For I know  
the plans**

# I have for you

**says the Lord.”**



# Jeremiah 29:11



WEEK  
**FOUR**  
SEPTEMBER 2020

SMALL GROUP  
**3-5** YEAR  
-OLDS

PRELUDE

SOCIAL

WORSHIP

STORY

GROUPS

HOME

CREATING A SAFE PLACE TO CONNECT  
25 MINUTES

## MADE TO CREATE

an activity that allows preschoolers to review the Bible story, bottom line, or memory verse by creating a craft to take home

### TODAY'S BIBLE STORY

God's plan is always best.  
**JOSEPH FORGIVES**  
**GENESIS 42-45**

### MEMORY VERSE

"For I know the plans I have  
for you," says the LORD."  
**JEREMIAH 29:11, NLT**

### KEY QUESTION

Who has a plan for you?

### BOTTOM LINE

God has a plan for me.

### BASIC TRUTH

God loves me.



## 2. STORY RINGS

[TALK ABOUT GOD | BIBLE STORY REVIEW]

**WHAT YOU NEED:** "Story Ring Pictures" and "Story Ring Pictures Parent Note" Activity Pages, cardstock, scissors, hole punch, and binder rings

### WHAT YOU DO:

**BEFORE THE ACTIVITY:** Copy "Story Ring Pictures" onto cardstock, cut apart, and hole punch one set per child. Copy "Story Ring Pictures Parent Note" onto cardstock and cut apart, one note per child.

**DURING THE ACTIVITY:** Give each child a set of "Story Ring Pictures" and a binder ring. Assist them in putting the pictures on their book ring in order as you review the story. Make sure a "Story Ring Pictures Parent Note" goes home with each child.

### WHAT YOU SAY:

**BEFORE THE ACTIVITY:** "I need everyone to sit at the table with me. We're going to make a story ring!"

Note: You may need to assist some children in finding the pictures and placing them on their binder rings in the correct order.

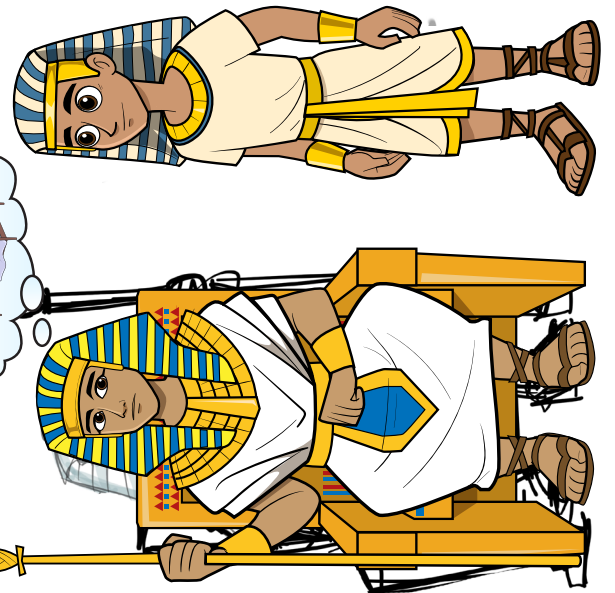

**DURING THE ACTIVITY:** "First, we need to make sure your rings are open. (Help if needed.) Now, look for the picture of Joseph in the special coat his daddy gave him. Put it on your ring. Remember how mad Joseph's brothers got? They sent him far away, but Joseph trusted that **God has a plan for me.** "Now, look for the picture of Joseph in jail with the two other guys. Joseph was put in jail, even though he did nothing wrong. But instead of getting mad or sad, Joseph trusted that **God has a plan for me**, and he helped other people. "Now, we need the picture of Joseph helping Pharaoh save the grain. Joseph trusted that **God has a plan for me**, and he helped save food for A LOT of people!"

"The last picture we have is Joseph and his brothers. Look how happy they are! Joseph trusted that **God has a plan for me**, and he forgave his brothers. He even gave them food and a hug.

"Now, let's do something fun. Stand up and hold your story rings while we sing a new song together. Ready? (Sing the words below to the tune of "Farmer in the Dell.")

"God has a plan.  
God has a plan.  
God has a plan for me!  
Yes, God has a plan."

**AFTER THE ACTIVITY:** "Who has a plan for you? God has a plan for me!"



Use the words below, along with the story ring your preschooler made, to review the story of Joseph. (Genesis 37-45)

Picture 1 – Joseph’s daddy gave him a special coat. Joseph’s brothers got very mad and sent him far away. Joseph trusted that **God has a plan for me**, and he worked hard at his job.

Picture 2 – Joseph was put in jail, even though he did nothing wrong. Instead of getting mad or sad, Joseph trusted that **God has a plan for me**, and he helped other people.

Picture 3 – Joseph told Pharaoh his dreams were from God and what they meant. Joseph trusted that **God has a plan for me**, and he helped save food for a lot of people.

Picture 4 – Joseph’s brothers came to him looking for food. Joseph trusted that **God has a plan for me**, and he forgave his brothers. He even gave them food and a hug.

Sing the words below, with your preschooler, to the tune of *Farmer in the Dell*:

“God has a plan.

God has a plan.

God has a plan for me!

Yes, God has a plan.”

---

Use the words below, along with the story ring your preschooler made, to review the story of Joseph. (Genesis 37-45)

Picture 1 – Joseph’s daddy gave him a special coat. Joseph’s brothers got very mad and sent him far away. Joseph trusted that **God has a plan for me**, and he worked hard at his job.

Picture 2 – Joseph was put in jail, even though he did nothing wrong. Instead of getting mad or sad, Joseph trusted that **God has a plan for me**, and he helped other people.

Picture 3 – Joseph told Pharaoh his dreams were from God and what they meant. Joseph trusted that **God has a plan for me**, and he helped save food for a lot of people.

Picture 4 – Joseph’s brothers came to him looking for food. Joseph trusted that **God has a plan for me**, and he forgave his brothers. He even gave them food and a hug.

Sing the words below, with your preschooler, to the tune of *Farmer in the Dell*:

“God has a plan.

God has a plan.

God has a plan for me!

Yes, God has a plan.”

---



WEEK  
**FOUR**  
SEPTEMBER 2020

SMALL GROUP  
**3-5** YEAR  
-OLDS

PRELUDE

SOCIAL

WORSHIP

STORY

GROUPS

HOME

CREATING A SAFE PLACE TO CONNECT  
25 MINUTES

## MADE TO MOVE

an activity that uses a preschooler's  
natural desire to move  
to help them learn



## 4. FREEZE DANCE

[LIVE FOR GOD | APPLICATION ACTIVITY]

**WHAT YOU NEED:** Music player and the monthly song,  
"Really Awesome Plan"

**WHAT YOU DO:**

**BEFORE THE ACTIVITY:** Have the children stand in front  
of you.

**DURING THE ACTIVITY:** Turn the music on and ask the children to dance.  
After about 30 seconds, turn off the music and ask the children to stand very  
still or FREEZE. Restart the music and ask the children to dance again. Repeat  
the activity several times in 30 second increments.

**WHAT YOU SAY:**

**BEFORE THE ACTIVITY:** "We're going to dance, but we have to really use our  
ears to know what to do!"

**DURING THE ACTIVITY:** "I will turn on our song. When you HEAR the music,  
dance. When the music stops, everyone FREEZE! (*Demonstrate.*) Are you  
ready?" (*Do activity.*)

**AFTER THE ACTIVITY:** "You did a good job of listening! God has a plan for  
all of us, and all we have to do is listen to Him. **Who has a plan for you? God  
has a plan for me!"**

## TODAY'S BIBLE STORY

God's plan is always best.  
**JOSEPH FORGIVES**  
**GENESIS 42-45**

## MEMORY VERSE

"For I know the plans I have  
for you," says the LORD."  
**JEREMIAH 29:11, NLT**

## KEY QUESTION

Who has a plan for you?

## BOTTOM LINE

God has a plan for me.

## BASIC TRUTH

God loves me.



WEEK  
**FOUR**  
SEPTEMBER 2020

SMALL GROUP  
**3-5** YEAR  
-OLDS

PRELUDE

SOCIAL

WORSHIP

STORY

GROUPS

HOME

CREATING A SAFE PLACE TO CONNECT  
25 MINUTES

## MADE TO CREATE

an activity that allows preschoolers to review the Bible story, bottom line, or memory verse by creating a craft to take home

### TODAY'S BIBLE STORY

God's plan is always best.  
**JOSEPH FORGIVES**  
**GENESIS 42-45**

### MEMORY VERSE

"For I know the plans I have  
for you," says the LORD."  
**JEREMIAH 29:11, NLT**

### KEY QUESTION

Who has a plan for you?

### BOTTOM LINE

God has a plan for me.

### BASIC TRUTH

God loves me.



## 5. A PLAN FOR ME

[LIVE FOR GOD | APPLICATION ACTIVITY]

**WHAT YOU NEED:** "Plans for You" Activity Page, cardstock, construction paper, scissors, washable tempera paint, water, and spray bottle

### WHAT YOU DO:

**BEFORE THE ACTIVITY:** Copy "Plans for You" onto cardstock, one per child. Cut different sizes of hearts out of the construction paper. Put a few squirts of paint with some water in a spray bottle and shake it up.

**DURING THE ACTIVITY:** Encourage the children to lay a couple of the heart cutouts down on their paper then spray the watered-down paint over them. Remove the hearts to reveal the heart shapes.

**AFTER THE ACTIVITY:** Talk about how God has a plan for me.

### WHAT YOU SAY:

**BEFORE THE ACTIVITY:** "Joseph went through a lot of hard things. But no matter how hard it was, Joseph knew that God loved him, that God was always with him, and that he could trust God's plan. God loves us, and He has a plan for us, too."

**DURING THE ACTIVITY:** "Take a couple of the hearts and lay them down on your paper. (Pause.) Great! Take the spray bottle and shake it a little. (Pause.) Now, spray your paper. (Pause.) Spray all around the hearts. (Pause.) Now, lift off the hearts. (Pause.) Look! Do you see hearts on your paper? (Pause.) Yes! There is still love on your paper."

**AFTER THE ACTIVITY:** "In our story today, Joseph's brothers were very hungry and had no food. They had to go see Joseph because he was in charge of all the food. But, they didn't KNOW Joseph was in charge. Joseph was so surprised to see them. Joseph had a choice to make: Forgive his brothers and give them food, or send them away hungry. Joseph did what God wanted him to do. He forgave his brothers and gave them food. He even gave them a hug and was happy to see them. It was the best ending to the story, because Joseph followed God's plan. I love how Joseph followed God's plan. I want to follow God's plan, and you can, too. God's plan is the best plan! **Who has a plan for you? God has a plan for me.**"



"For I know the plans I have for you says the Lord." Jeremiah 29:11, NLT  
God had a plan for Joseph, and He has a plan for me too.



WEEK  
**FOUR**  
SEPTEMBER 2020

SMALL GROUP  
**3-5** YEAR  
-OLDS

PRELUDE

SOCIAL

WORSHIP

STORY

GROUPS

HOME

CREATING A SAFE PLACE TO CONNECT  
25 MINUTES

## MADE TO REFLECT

an activity that encourages personal application and prayer



## 6. JOURNAL AND PRAYER

[PRAY TO GOD | PRAYER ACTIVITY]

**WHAT YOU NEED:** "Memory Verse Card" paperclipped in your Bible at Jeremiah 29:11, journal, fun-shaped pen, stickers

### TODAY'S BIBLE STORY

God's plan is always best.  
**JOSEPH FORGIVES**  
**GENESIS 42-45**

**SMALL GROUP LEADER (SGL):** "It's Small Group time! Today, let's pretend we're Joseph's brothers, and we are sooooo hungry. Rub your tummy like this because you are sooooo hungry. (*Demonstrate.*) We're on our way to Egypt to find food. Follow me! (*Rub your tummy and moan that you are 'so hungry' as you lead the children to your small group spot.*)

"That was fun! You make great hungry brothers. Let's sit down and talk about today's Bible story. One, two, three, sit down with me! (*Open the Bible and lay it in front of the children.*)

### MEMORY VERSE

"'For I know the plans I have for you,' says the LORD."  
**JEREMIAH 29:11, NLT**

"My favorite part of today's story is when Joseph's brothers go to Egypt to find food, and they found something even better—their brother, Joseph! God used Joseph to save A LOT of people from being hungry, including his own family. God's plan really is ALWAYS best!

"The Bible verse we have learned will help us remember that God has a plan for us, and it's always best. It says . . . (*Turn the pages of your Bible to the Memory Verse Card.*)

### KEY QUESTION

Who has a plan for you?

"'For I know the plans I have for you,' says the Lord, Jeremiah 29:11. (*Close Bible and lay it down.*)

"Let's stand up and say it together with the motions one more time, then anyone who wants to try to say it can give it a try!"

### BOTTOM LINE

God has a plan for me.

**CHILDREN AND SGL:** "'For I know (*point to head*) the plans I have for you,' (*march*) says (*hands to mouth like yelling*) the Lord (*point up*), Jeremiah 29:11 (NLT)." (*Open your hands like a book.*)

### BASIC TRUTH

God loves me.

**SGL:** "Awesome! Let's sit down. When it's your turn to say the Bible verse, you can stand up and try it. I have my stickers ready!"

(*Say each child's name. Make sure to give each child the opportunity to say the verse on his own. Have your stickers ready to reward when they say it.*)

**SGL:** "Way to go, [child's name]! Here is your sticker! (*Say this with each child as they try to say the Bible verse.*)



WEEK  
**FOUR**  
SEPTEMBER 2020

SMALL GROUP  
**3-5** YEAR  
-OLDS

PRELUDE

SOCIAL

WORSHIP

STORY

GROUPS

HOME

CREATING A SAFE PLACE TO CONNECT  
25 MINUTES

## (6. JOURNAL AND PRAYER, CONTINUED)

"I want everyone to show me their sticker. I see them! Now tell me, **who has a plan for you?**"

**CHILDREN AND SGL:** **"God has a plan for me!"**

**SGL:** "He sure does! And I hope you never forget it! Okay, it's time to write in our journal and pray. (*Hold journal and fun-shaped pen.*)

"It had to be hard for Joseph to forgive his brothers after all the mean things they did to him. But Joseph did it! Joseph forgave his brothers, gave them a big hug, and gave them plenty of food. Joseph trusted that God's plan is always best.

"Today, we'll make a list of things we know God wants us to do. Sometimes, they will be hard to do, but we do them anyway because we know God's plan is always best. When I say your name, tell me one thing God wants us to do, and I'll write down what you say in our prayer journal."

(*Say each child's name and write down what they say. Remember to print the names so the children can recognize their names and the letters.*)

**SGL:** "This is awesome! We can use this list when we talk to God. Would anyone like to pray before I pray?" (*Give each child who wants to pray the opportunity to do so.*)

## PRAYER

**SGL:** "Dear God, thank You for (*name each child*). We know it won't always be easy to (*read the list the children made*), but we want to (*read the list again*). Please help us, because we know Your plan is always best. We love You, God. In Jesus' name, amen."