



HP 2nd Service Schedule

**July 4
Week 1**

10:20 - 10:35 HUDDLE

10:40 - 10:50 MAKE IT STICK ACT. - Musical Painting

10:50 - 11:00 MEMORY VERSE - Memory Verse with Motions

11:00 - 11:10 SNACK TIME

11:10 - 11:20 WORSHIP TIME

11:20 - 11:30 STORY TIME (VIDEO PLAYER)

11:30 - 11:40 MAKE IT STICK ACT. - Trust God Slide Show

11:40 - 11:50 MAKE IT STICK ACT. - God Is With Me

11:50 - 12:00 SMALL GROUP TIME/ MAKE IT REAL

12:00 - 12:10 PICK UP TIME / STATIONS



MADE TO IMAGINE

an activity that lets preschoolers pretend, imagine, and role play to enhance their learning



1. MUSICAL PAINTING

WHAT YOU NEED: Butcher paper, washable non-toxic finger paints, dessert paper plates, large T-shirts or paint smocks, hand wipes or sink, music, and a music player

WHAT YOU DO:

BEFORE THE ACTIVITY: Create a playlist of any of the following classical music selections, 10 to 20 seconds or so from each song.

- "The Moldau" by Bedrich Smetana
- The Carnival of the Animals, Movement V, "The Elephant" by Saint-Saens
- "Copenhagen Steam Railway Galop" by Hans Christian Lumbye
- The Carnival of the Animals, Movement X, "Aviary" by Saint-Saens
- "The Flight of the Bumblebee" from The Tale of Tsar Saltan by Nikolai Rimsky-Korsakov
- Peter and the Wolf by Sergei Prokofiev
- Swan Lake by Pyotr Ilyich Tchaikovsky
- "The Blue Danube" by Johann Strauss II
- "A Little Night Music" by Wolfgang Amadeus Mozart
- The Nutcracker Suite by Pyotr Ilyich Tchaikovsky
- Water Music by George Frideric Handel
- "Main Title" from The Great Escape by Elmer Bernstein
- "Overture" from Carmen by Georges Bizet

Lay a large piece of butcher paper over the tables. Squirt a small amount of paint onto several plates and set out around the tables. Give each child a t-shirt or paint smock to cover their clothes.

DURING THE ACTIVITY: Play the music and encourage the children to paint as they listen to the music. Encourage them to paint how the music makes them feel.

AFTER THE ACTIVITY: Lead children to the sink or pass out wipes to clean messy fingers. Collect the shirts or smocks and set aside. Discard paint plates. Dry the butcher paper out of reach of children.

WHAT YOU SAY:

BEFORE THE ACTIVITY: "Let's paint. First, I have something for you to wear to protect your clothes. Let's put these on."

During the Music: "I will play some music. I want you to paint how the music makes you feel! Listen close, and let's make a masterpiece."

AFTER THE ACTIVITY: "You did a BEAUTIFUL job! You painted what you felt. Painting to music is SO fun! I love to listen to music! Let's head to Large Group to learn to 'press play' on our story today!"

TRANSITION: Move to Worship and Story by playing instrumental music on your phone as the children travel any way they choose to interpret the music.

BIBLE STORY

God is always with me.

**SHADRACH, MESHACH,
ABEDNEGO
DANIEL 3:1-28**

MEMORY VERSE

"Trust in the Lord
with all your heart."

PROVERBS 3:5, NIV

KEY QUESTION

Who can trust God?

BOTTOM LINE

I can trust God.

BASIC TRUTH

God loves me.

MADE TO MOVE

an activity that uses a preschooler's natural desire to move to help them learn



2. MEMORY VERSE WITH MOTIONS

[HEAR FROM GOD | MEMORY VERSE REVIEW]

WHAT YOU NEED: No supplies needed.

WHAT YOU DO:

BEFORE THE ACTIVITY: Say the memory verse and do the motions in front of the children.

"Trust in the Lord (*point up*) with all (*arms out wide*) your heart," (*hands over heart*) Proverbs 3:5. (*Open hands like a book.*)

DURING THE ACTIVITY: Say the verse again with the motions and invite the children to do it with you. Repeat several times.

WHAT YOU SAY:

BEFORE THE ACTIVITY: "I will say our new memory verse. Everyone, watch me!

"'Trust in the Lord (*point up*) with all (*arms out wide*) your heart,' (*hands over heart*) Proverbs 3:5.'" (*Open hands like a book.*)

DURING THE ACTIVITY: "Now, let's do it together! Are you ready?

"'Trust in the Lord (*point up*) with all (*arms out wide*) your heart,' (*hands over heart*) Proverbs 3:5.'" (*Open hands like a book.*)

AFTER THE ACTIVITY: "Our memory verse tells us that we can always trust God! **Who can trust God? I can trust God!"**

BIBLE STORY

God is always with me.

**SHADRACH, MESHACH,
ABEDNEGO
DANIEL 3:1-28**

MEMORY VERSE

"Trust in the Lord
with all your heart."

PROVERBS 3:5, NIV

KEY QUESTION

Who can trust God?

BOTTOM LINE

I can trust God.

BASIC TRUTH

God loves me.

JULY 2021

Memory Verse Motions



"Trust in the Lord



with all



your heart."



Proverbs 3:5

PRESS ▶ PLAY

MADE TO CREATE

an activity that allows preschoolers to review the Bible story, bottom line, or memory verse by creating a craft to take home

**3. TRUST GOD SLIDE SHOW**

[LIVE FOR GOD | APPLICATION ACTIVITY]

WHAT YOU NEED: "Slide Show" Activity Page; cardstock; paper plates; red, yellow, and orange tissue paper; pencil; ruler; utility knife; scissors; glue sticks; and permanent marker

WHAT YOU DO:

BEFORE THE ACTIVITY: Copy "Slide Show" on cardstock and cut, one per child. Cut two 4 ¼ inch slits in each plate, 4 inches apart. Write child's name on the back of their plate and story strip.

DURING THE ACTIVITY: Show children how to slip their "Slide Show" strip into the slits. Slide in from the back then into the next slit so when pulled up or down from behind, the picture changes. Then have the children rip tissue paper and glue around their plate.

AFTER THE ACTIVITY: Review the Bible story.

WHAT YOU SAY:

BEFORE THE ACTIVITY: "I have a craft that will help us retell today's story."

DURING THE ACTIVITY: "Our craft is like a slide show. Put your picture strip through the two slits on your plate like this. (*Demonstrate.*) See how the pictures change when you move the strip up and down? (*Demonstrate.*) Now rip up some tissue paper and glue it to your plate around the pictures. (*Pause.*) Great job!"

AFTER THE ACTIVITY: "In our Bible story, we heard about a king named Nebuchadnezzar who built a statue of himself. He wanted everyone to bow down to it. But Shadrach, Meshach, and Abednego were friends of God and wouldn't bow to the statue. This made the king mad, and he threw them into the furnace. But Shadrach, Meshach, and Abednego weren't afraid because they trusted that God was with them. Then something happened! Someone else was in the fire with them. God had sent an angel to be in the fire with them. They were all safe from the fire!"

"The king was so surprised that he called them out of the fire. They weren't hurt! God is amazing! Shadrach, Meshach, and Abednego trusted that God was with them, and we can trust that God is with us, too! I can trust God, and you can trust God! **Who can trust God? I can trust God.**"

BIBLE STORY

God is always with me.

**SHADRACH, MESHACH,
ABEDNEGO
DANIEL 3:1-28**

MEMORY VERSE

"Trust in the Lord
with all your heart."

PROVERBS 3:5, NIV

KEY QUESTION

Who can trust God?

BOTTOM LINE

I can trust God.

BASIC TRUTH

God loves me.

MADE TO MOVE

an activity that uses a preschooler's natural desire to move to help them learn

**4. GOD IS WITH ME**

[LIVE FOR GOD | APPLICATION ACTIVITY]

WHAT YOU NEED: Plush animals, "Places You Go" Activity Pages, cardstock, and wall tape

WHAT YOU DO:

BEFORE THE ACTIVITY: Copy "Places You Go" Activity Pages on cardstock, one set per activity. Tape the activity

pages on the walls around your activity area. Set the plush animals in the center of your activity area.

DURING THE ACTIVITY: Let the children select a plush animal. Talk about all the places you go during the week. Name each of the places as you encourage the children to "travel" to each picture with their plush animal. Have the children return to the center of the activity area before traveling to the next picture.

AFTER THE ACTIVITY: Gather all plush animals and set aside for clean-up.

WHAT YOU SAY:

BEFORE THE ACTIVITY: "Friends, come gather with me! Let's pick a plush animal. We have one for each of you."

DURING THE ACTIVITY: "Around the room, are some pictures of the places we go. Let's see. (Walk to each picture as you name them.) There's the grocery store . . . the dentist office . . . a school building . . . and the post office. I'll call out one of these places, and I want you to walk to the picture with your plush animal. Are you ready?"

"This is the place you go to buy your groceries. Where is that? (Pause.) Yes, the grocery store! Let's walk to the grocery store. Great job! Now come back to the center here with me." (Continue activity with these clues: the place where you mail letters and packages; the place you learn letters and numbers and see your friends; place where you go to take care of your teeth.)

AFTER THE ACTIVITY: "That was fun! Every time you traveled to one of these places, you carried what? (Pause.) Yes, your plush animal! Your plush animal was with you everywhere you went. Did you know that God is with you wherever you go? It's true! I'm so glad to know that I can trust God because He is always with me. Tell me, **who can trust God? I can trust God.**"

BIBLE STORY

God is always with me.

**SHADRACH, MESHACH,
ABEDNEGO
DANIEL 3:1-28**

MEMORY VERSE

"Trust in the Lord with all your heart."

PROVERBS 3:5, NIV

KEY QUESTION

Who can trust God?

BOTTOM LINE

I can trust God.

BASIC TRUTH

God loves me.

MADE TO REFLECT

an activity that encourages personal application and prayer

**BIBLE STORY**

God is always with me.

**SHADRACH, MESHACH,
ABEDNEGO
DANIEL 3:1-28**

MEMORY VERSE

"Trust in the Lord
with all your heart."

PROVERBS 3:5, NIV

KEY QUESTION

Who can trust God?

BOTTOM LINE

I can trust God.

BASIC TRUTH

God loves me.

5. JOURNAL AND PRAYER

[PRAY TO GOD | PRAYER ACTIVITY]

WHAT YOU NEED: Paperclipped "Memory Verse Card" in your Bible at Proverbs 3:5, journal, and fun-shaped pen

SMALL GROUP LEADER (SGL): "It's Small Group time! Today, we'll dance all the way to our small group spot.

When I say, 'Press play,' I want everyone to start dancing and follow me! Press Play! (*Encourage all of the children to dance as you lead them to your small group spot.*)

"Here we are! You are great dancers! Now, let's sit down and talk about today's Bible story. One, two, three, sit down with me! (*Open the Bible and lay it in front of the children.*)

"Today's Bible story was about three guys who trusted that God was always with them, and it helped them 'press play' and do the right thing. We'll learn a new Bible verse that will help us trust God so we can press play and do the right thing, too. It says . . . (*Turn the pages of your Bible to the Memory Verse Card.*)

"'Trust in the Lord with all your heart,' Proverbs 3:5. (*Close Bible and lay it down.*) When we trust God with all our heart, we can be brave and do the right thing just like Shadrach, Meshach, and Abednego.

"Let's stand up and say that Bible verse together with these motions I'll teach you. Just say what I say and do what I do."

CHILDREN AND SGL: "'Trust in the Lord (*point up*) with all (*arms out wide*) your heart,' (*hands over heart*) Proverbs 3:5." (*Open hands like a book.*)

(*Repeat the verse with motions a few times.*)

SGL: "Wonderful! (*Give a thumbs-up.*) I want all of us to trust God with all our heart because He loves us and is always with us. So when I ask, '**Who can trust God?**', I want you to say, '**I can trust God.**' Let me hear you. **Who can trust God?**"

CHILDREN AND SGL: "**I can trust God!**"

SGL: "Louder! **Who can trust God?**"

CHILDREN AND SGL: "**I can trust God!**"

SGL: "You sure can! Now, let's sit down so we can write in our prayer journal and talk to God. (*Hold journal and fun-shaped pen.*)

(6. JOURNAL AND PRAYER, CONTINUED)

"Today, we'll make a list of places we go. It can be your grandparents' house, your favorite place to eat, dance lessons, preschool, the store . . . anywhere in the world! So think about it. When I say your name, tell me the place, and I will write it in our prayer journal. Get ready and listen for your name!"

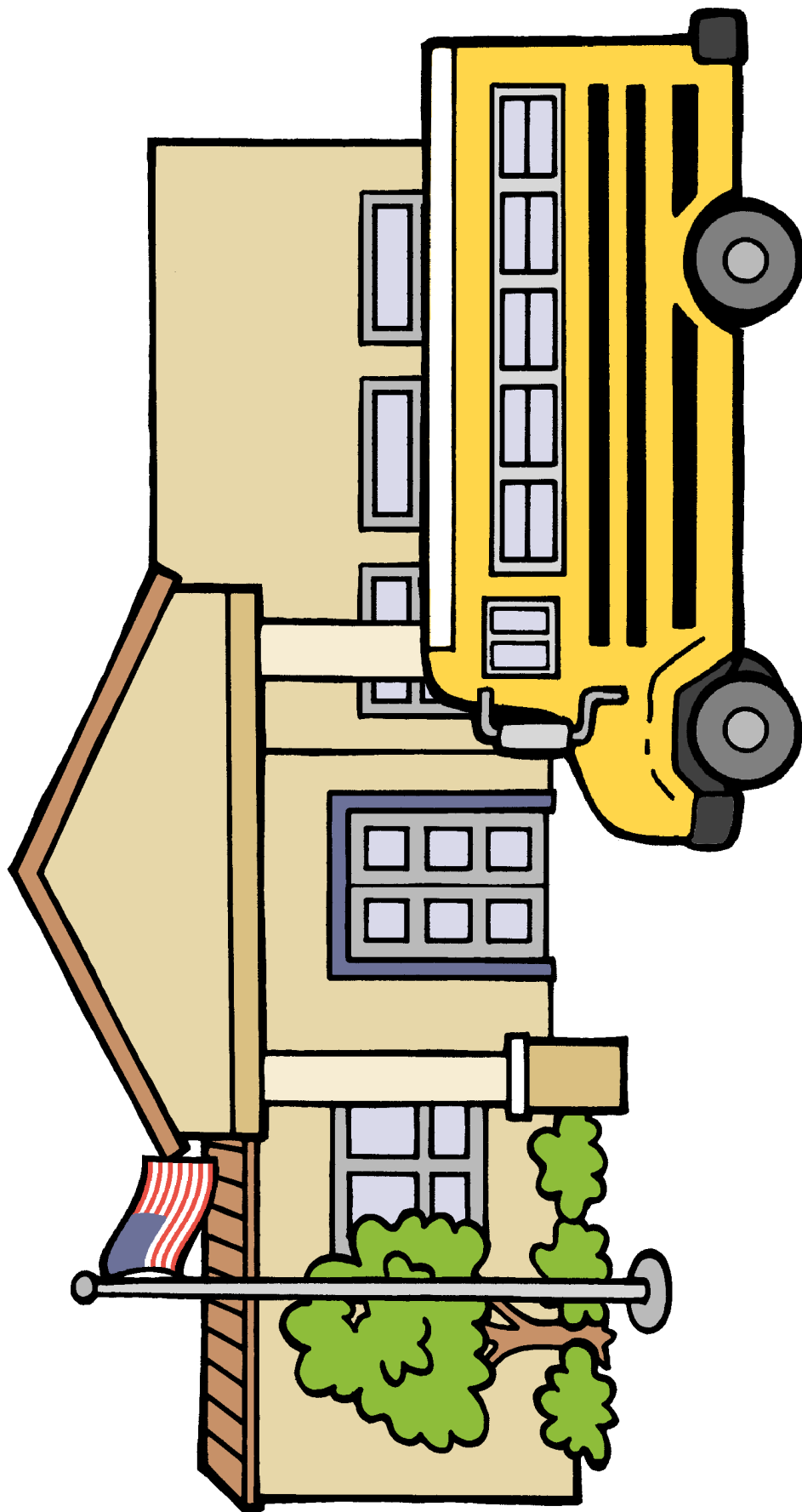
(Say each child's name and write down what they say. Remember to print the names so the children can recognize their names and the letters.)

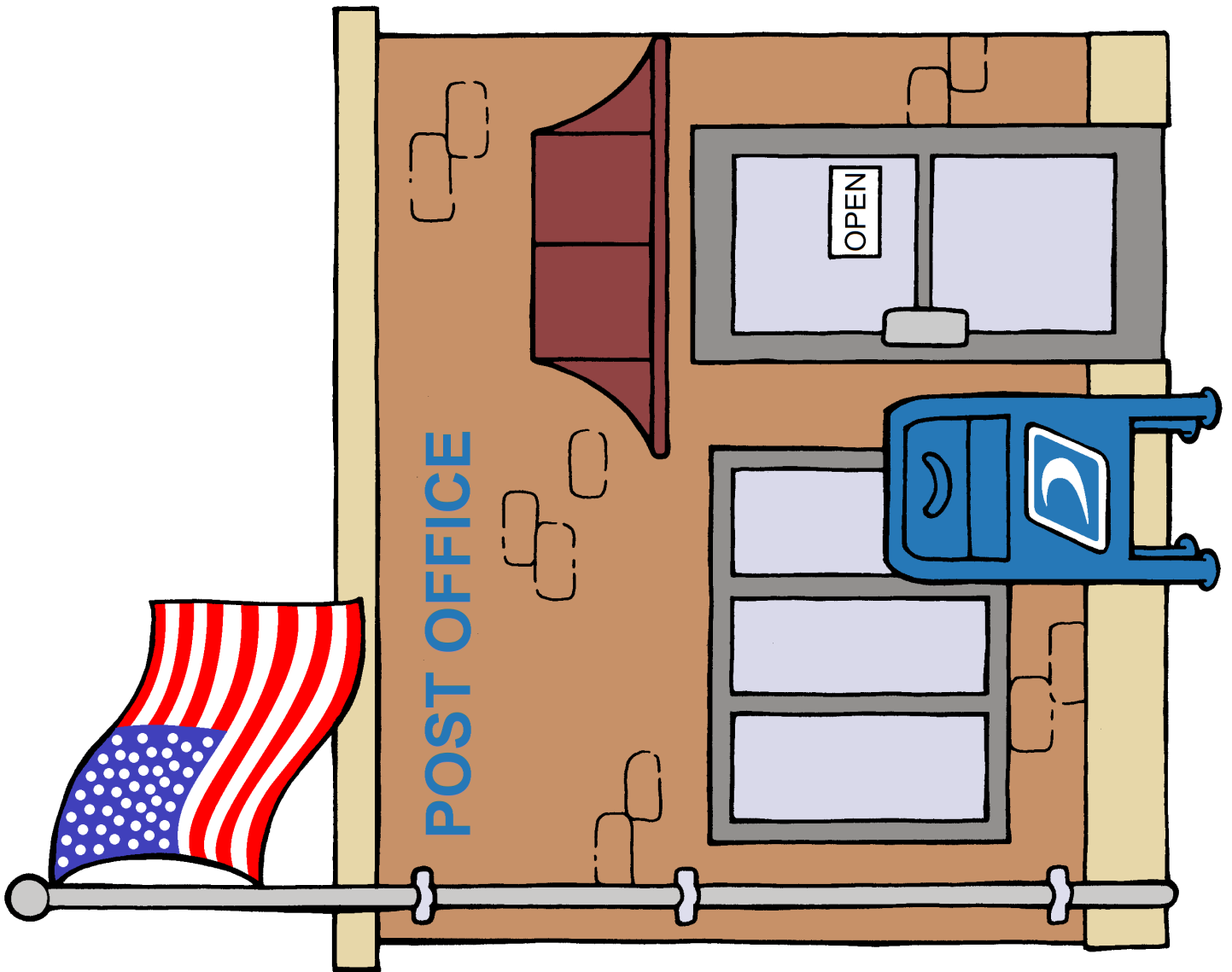
"We have our list! Let's use it when we pray. Would anyone like to pray before I pray?"


(Give each child who wants to pray the opportunity to do so.)

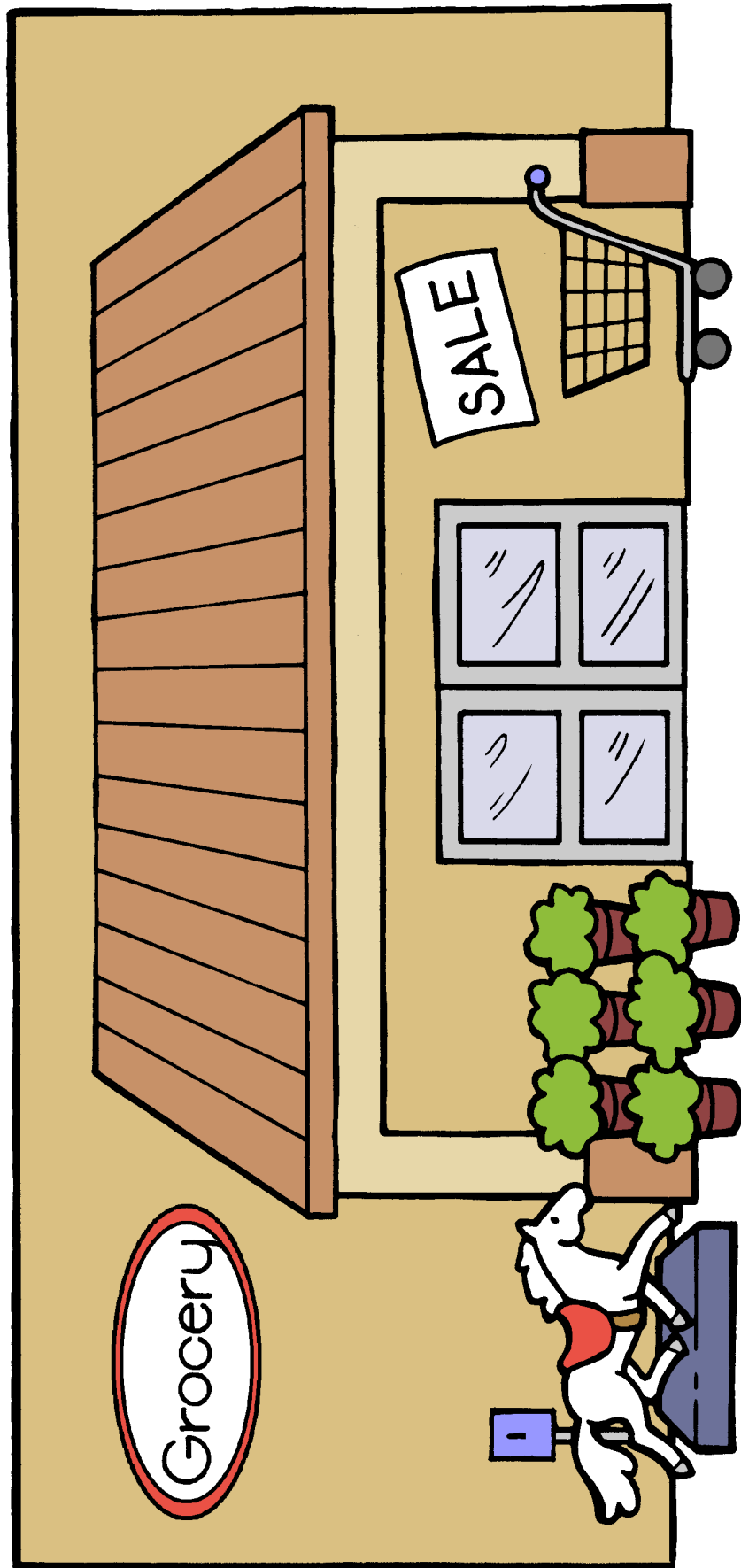
PRAYER

SGL: "Dear God, thank You for always being with us. Thank You for being with us when we go to . . . *(read the list the children made.)* We know we can trust You with all our hearts because You love us so much. In Jesus' name, amen."










I can trust God.

Shadrach, Meshach, Abednego

Daniel 3:1-28



I can trust God.

Shadrach, Meshach, Abednego

Daniel 3:1-28

